
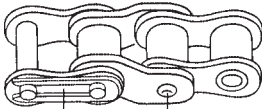

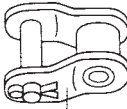
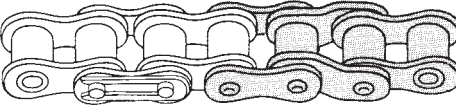
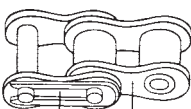

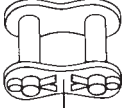


Tillvägagångssätt


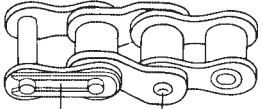

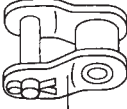

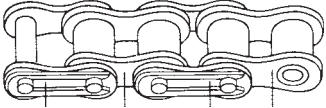

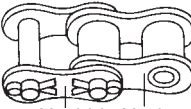


Att förlänga och förkorta en rullkedja

Förkorta med en länk

<p>a) Jämnt antal länkar t o m delning 3/4" (19,05 mm)</p>	 <p>borttages</p>	 <p>Nr 11 Nr 15 insättes</p>
<p>fr o m delning 1" (25,4 mm)</p>	 <p>borttages</p>	 <p>Nr 12 insättes</p>
<p>b) Udda antal länkar t o m delning 3/4" (19,05 mm)</p>	 <p>borttages</p>	 <p>Nr 11 Nr 4 insättes</p>
<p>fr o m delning 1" (25,4 mm)</p>	 <p>borttages</p>	 <p>Nr 111 insättes</p>

Förlänga med en länk

<p>a) Jämnt antal länkar t o m delning 3/4" (19,05 mm)</p>	 <p>borttages</p>	 <p>Nr 11 Nr 15 insättes</p>
<p>fr o m delning 1" (25,4 mm)</p>	 <p>borttages</p>	 <p>Nr 12 insättes</p>
<p>b) Udda antal länkar t o m delning 3/4" (19,05 mm)</p>	 <p>borttages</p>	 <p>Nr 11 Nr 4 Nr 11 Nr 4 insättes</p>
<p>fr o m delning 1" (25,4 mm)</p>	 <p>borttages</p>	 <p>Nr 111 Nr 4 insättes</p>

